



Main

Device application	Distribution
Range	Acti 9
Product name	Acti 9 iC60
Product or component type	Miniature circuit-breaker
Device short name	IC60N
Poles description	1P
Number of protected poles	1
[In] rated current	20 A
Network type	DC AC
Trip unit technology	Thermal-magnetic
Curve code	D
Breaking capacity	6000 A Icn at 230 V AC 50/60 Hz conforming to EN/IEC 60898-1 10 KA Icu at 60...72 V DC conforming to EN/IEC 60947-2 15 KA Icu at 12...60 V DC conforming to EN/IEC 60947-2 10 KA Icu at 220...240 V AC 50/60 Hz conforming to EN/IEC 60947-2 36 KA Icu at 12...60 V AC 50/60 Hz conforming to EN/IEC 60947-2 20 kA Icu at 100...133 V AC 50/60 Hz conforming to EN/IEC 60947-2
Utilisation category	Category A conforming to EN 60947-2 Category A conforming to IEC 60947-2
Suitability for isolation	Yes conforming to EN 60898-1 Yes conforming to EN 60947-2 Yes conforming to IEC 60898-1 Yes conforming to IEC 60947-2
Standards	EN 60898-1 IEC 60898-1 IEC 60947-2 EN 60947-2

Complementary





Network frequency	50/60 Hz
Magnetic tripping limit	12 x In +/- 20 %
[Ics] rated service breaking capacity	27 KA 75 % conforming to EN 60947-2 - 12...60 V AC 50/60 Hz 7.5 KA 75 % conforming to EN 60947-2 - 220...240 V AC 50/60 Hz 27 KA 75 % conforming to IEC 60947-2 - 12...60 V AC 50/60 Hz 7.5 KA 75 % conforming to IEC 60947-2 - 220...240 V AC 50/60 Hz 15 KA 75 % conforming to IEC 60947-2 - 100...133 V AC 50/60 Hz 15 KA 75 % conforming to EN 60947-2 - 100...133 V AC 50/60 Hz 6000 A 100 % conforming to EN 60898-1 - 230 V AC 50/60 Hz 6000 A 100 % conforming to IEC 60898-1 - 230 V AC 50/60 Hz 10 KA 100 % conforming to EN 60947-2 - 72 V DC 10 KA 100 % conforming to IEC 60947-2 - 72 V DC 15 KA 100 % conforming to EN 60947-2 - 12...60 V DC 15 KA 100 % conforming to IEC 60947-2 - 12...60 V DC
[Ui] rated insulation voltage	500 V AC 50/60 Hz conforming to EN 60947-2 500 V AC 50/60 Hz conforming to IEC 60947-2
[Uimp] rated impulse withstand voltage	6 kV conforming to EN 60947-2 6 kV conforming to IEC 60947-2
Contact position indicator	Yes

Control type	Toggle
Local signalling	Trip indicator
Mounting mode	Fixed
Mounting support	DIN rail
Comb busbar and distribution block compatibility	Top or bottom: YES
9 mm pitches	2
Height	85 mm
Width	18 mm
Depth	78.5 mm
Net weight	0.215 kg
Colour	White
Mechanical durability	20000 cycles
Electrical durability	10000 cycles
Connections - terminals	Single terminal (top or bottom) 1...25 mm ² rigid Single terminal (top or bottom) 1...16 mm ² flexible
Wire stripping length	14 mm for top or bottom connection
Tightening torque	2 N.m top or bottom
Earth-leakage protection	Without

Environment

IP degree of protection	IP20 conforming to IEC 60529 IP20 conforming to EN 60529
Pollution degree	3 conforming to EN 60947-2 3 conforming to IEC 60947-2
Overvoltage category	IV
Tropicalisation	2 conforming to IEC 60068-1
Relative humidity	95 % at 55 °C
Operating altitude	0...2000 m
Ambient air temperature for operation	-35...70 °C
Ambient air temperature for storage	-40...85 °C

Offer Sustainability

Sustainable offer status	Green Premium product
REACH Regulation	 REACH Declaration
EU RoHS Directive	Compliant  EU RoHS Declaration
Mercury free	Yes
RoHS exemption information	 Yes
China RoHS Regulation	 China RoHS Declaration
Environmental Disclosure	 Product Environmental Profile
WEEE	The product must be disposed on European Union markets following specific waste collection and never end up in rubbish bins