



Pacific LED Gen5

WT492C 64S/840 PSU WB W5 L1200

Pacific LED Gen5, Waterproof, 40 W, L1200 mm, 6400 lm, 4000 K, Wide beam, Clear, IP66, IK08, ATEX 2/22

Pacific LED gen5 is an innovative and best-in-class LED waterproof luminaire that is praised for its optimal performance. It meets the demanding requirements of contemporary and harsh industries. It is a very robust, compact and reliable luminaire with excellent quality of light. With a high degree of mechanical (IK08), water and dust protection (IP66), combined with proven chemical resistance, the Pacific LED gen5 can perfectly withstand the harsh conditions of the automotive, food and heavy industries. But it also performs well in parking garages and warehouses. Pacific LED gen5 luminaires provide superior, artefact-free light quality and homogeneous light, offered with multiple optics and broad range of light outputs (up to 15,000 lm). This ensures more flexibility in optimized light scheme planning. They are also designed with a circular approach, which means these fully-serviceable luminaires can be upgraded to extend their overall lifecycle. The luminaires stand out because of their quick and easy installation that facilitates through wiring and various connection and mounting options. But also, because of their attractive TCO, energy efficiency, and ease of maintenance – with minimum of disruption to operations in demanding applications. To make the Pacific LED gen5 even more complete, system integration with Interact Industry opens up additional opportunities for optimized efficiency, energy savings, improved light management, productivity, and safety. Making it future proof in every aspect. Discover Pacific LED gen5. Optimal performance for demanding environments.

Warnings and Safety

- UV radiation will damage the material over time resulting in loss of waterproof sealing and IP66 rating.
- Do not install the luminaire in locations where it will be exposed to direct sunlight.

Product data

Pacific LED Gen5

General Information	
Light source replaceable	Yes
Number of gear units	1 unit
Driver included	Yes
Service tag	Yes
Lighting Technology	LED
Value ladder	Specification
Warranty period	5 years

Light Technical	
Luminous Flux	6,400 lm
Correlated Color Temperature (Nom)	4000 K
Luminous Efficacy (rated) (Nom)	160 lm/W
Color rendering index (CRI)	>80
Light source color	840 neutral white
Optic type	Wide beam
Luminaire light beam spread	93° x 93°
Unified glare rating CEN	22

Operating and Electrical	
Input Voltage	220 to 240 V
Line Frequency	50 to 60 Hz
Inrush current	19 A
Inrush time	0.28 ms
Power Consumption	40 W
Power Factor (Fraction)	0.96
Connection	Plug-in connector 5-pole Wieland/Adels compatible
Cable	Cord with plug Wieland/Adels compatible 5-pole
Number of products on MCB of 16 A type B	24
Suitable for random switching	No
Protection class IEC	Safety class I
Total harmonic distortion	20 %

Controls and Dimming	
Dimmable	No
Driver/power unit/transformer	Power supply unit (On/Off)
Control interface	-
Constant light output	No

Mechanical and Housing	
Housing Material	Polycarbonate
Reflector material	-
Optic material	Polycarbonate
Optical cover material	Polycarbonate
Fixation material	Steel
Housing Color	White
Optical cover finish	Clear
Overall length	1,248 mm
Overall width	96 mm
Overall height	68 mm

Dimensions (Height x Width x Depth)	68 x 96 x 1248 mm
Ingress protection code	IP66 [Dust penetration-protected, jet-proof]
Mech. impact protection code	IK08 [5 J vandal-protected]
Explosion hazard class	Zone 2 and 22
Net Weight (Piece)	2.430 kg

Approval and Application	
Glow-wire test	Temperature 850 °C, duration 30 s
Flammability mark	For mounting on easily flammable surfaces
CE mark	Yes
ENEC mark	ENEC plus mark
Photobiological risk	Photobiological risk group 1 @200mm to EN62778
Photobiological risk specification	0 m
EU RoHS compliant	Yes
Performance ambient temperature Tq	25 °C
Flickering value (PstLM) - Flickering value as 1 per EN 61000-3-3	
Stroboscopic effect visibility measure (SVM)	0.4
Ambient temperature range	-25 to +45 °C

Initial Performance (IEC Compliant)	
Luminous flux tolerance	+/-7%
Initial chromaticity	(0.38, 0.38) SDCM <3
Power consumption tolerance	+/-11%
Standard Deviation of Colour Matching (McAdam ellipse)	SDCM≤3

Over Time Performance (IEC Compliant)	
Control gear failure rate at median useful life 50000 h	5 %
Control gear failure rate at median useful life 100000 h	10 %
Lumen maintenance (EN-IEC 62722-2-1) at median useful life* 50000 h	L95
Lumen maintenance (EN-IEC 62722-2-1) at median useful life* 100000 h	L90

Sustainability Data	
Sustainability rating	Signify Circle
Repair class	Repair Class B, the driver and light source of this luminaire can be replaced by a service technician. Parts and documentation are available for an extended period of time.

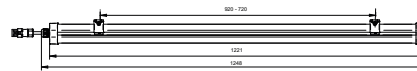
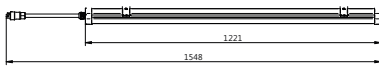
Product Data	
Order product name	WT492C 64S/840 PSU WB W5 L1200
Full product name	WT492C 64S/840 PSU WB W5 L1200
Full product code	871951462764200

Pacific LED Gen5

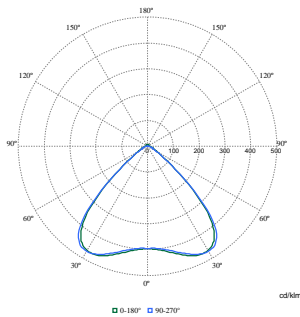
Order code	910925868704
Material Nr. (12NC)	910925868704
Numerator - Quantity Per Pack	1
EAN/UPC - Product/Case	8719514627642
Numerator - Packs per outer box	1

EAN/UPC - Case	8719514627642
Product family code	WT492C [Pacific LED gen5 ATEX 2/22]

Dimensional drawing



Photometric data



Polar Normal (separate) - WT490CI - 910925868704

